



3027 South New Haven Avenue Tulsa, Oklahoma 74114

Superintendent: Dr. Deborah A. Gist

Grades: PreK-12 Phone: (918) 746-6800

Tulsa Public Schools conducts its programs and activities guided by the district's vision, mission, goals, values and belief statements.

MISSION AND VISION: Tulsa Public Schools is the destination for extraordinary educators who work with our community and families to ignite the joy of learning and prepare every student for the greatest success in college, careers and life. Our mission is to inspire and prepare every student to love learning, achieve ambitious goals and make positive contributions to our world.

Website: <http://tulsaschools.org>

Staff Information

Advanced Degrees	
Doctorate	55
Masters	1,014
Bachelor	1,802
National Board Certified	142
Experienced (11+ Years)	1,484
High Quality Teachers	100%
Teacher Attendance (15-16)	93%
Minority	693
Female	2,318
Male	555
Student To Teacher Ratio	13.4:1

Additional Information

Graduation Rate 14-15	67%
-----------------------	-----

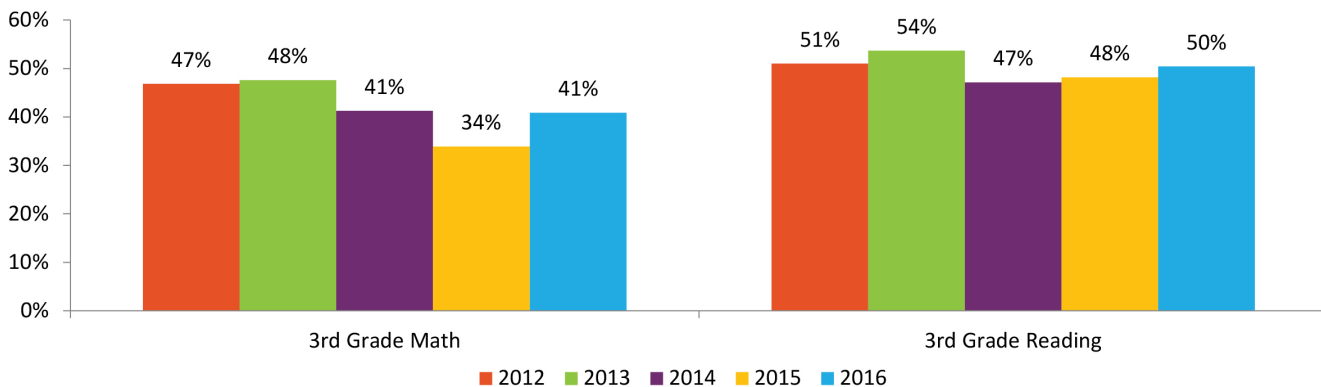
Student Information

Total Students As of Oct.1, 2016	38,628
American Indian	5%
Asian	2%
African American	25%
Hispanic	33%
Caucasian	25%
Pacific Islander	0%
Multiracial	9%
Female	49%
Male	51%
IEP	18%
Gifted and Talented	11%
English Language Learner	19%
Free / Reduced Lunch	73%
Student Attendance 15-16	93%

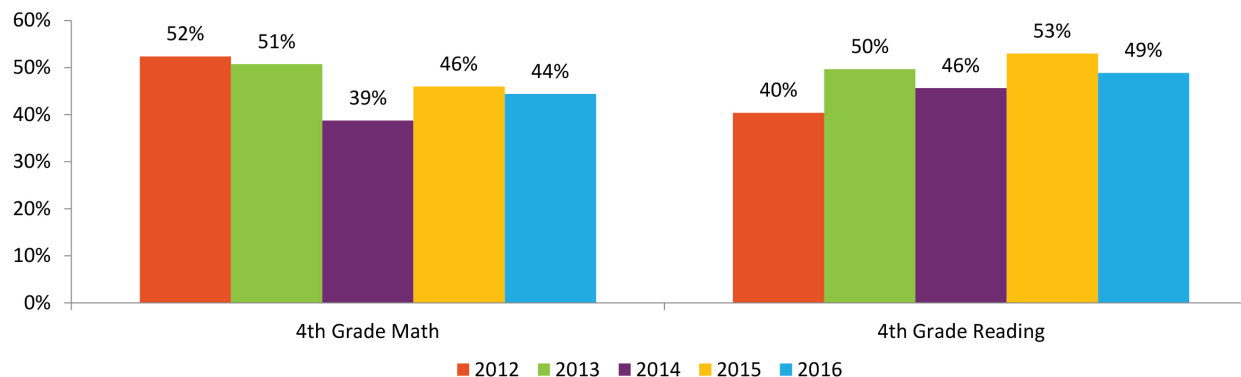
Board Members

- District 1:**
Gary Percefull
- District 2:**
Amy Shelton
- District 3:**
Jennettie Marshall
- District 4:**
Shawna Keller (Vice President)
- District 5:**
Cindy Decker
- District 6:**
Ruth Ann Fate
- District 7:**
Suzanne Schreiber (President)

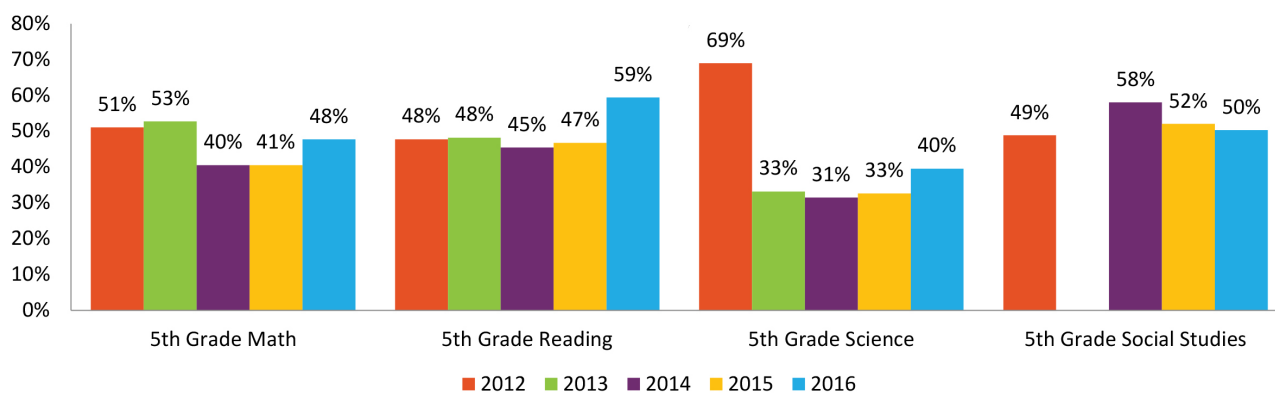
Percent of 3rd Grade Students Scoring Satisfactory or Above on 2012-2016 OCCT Tests



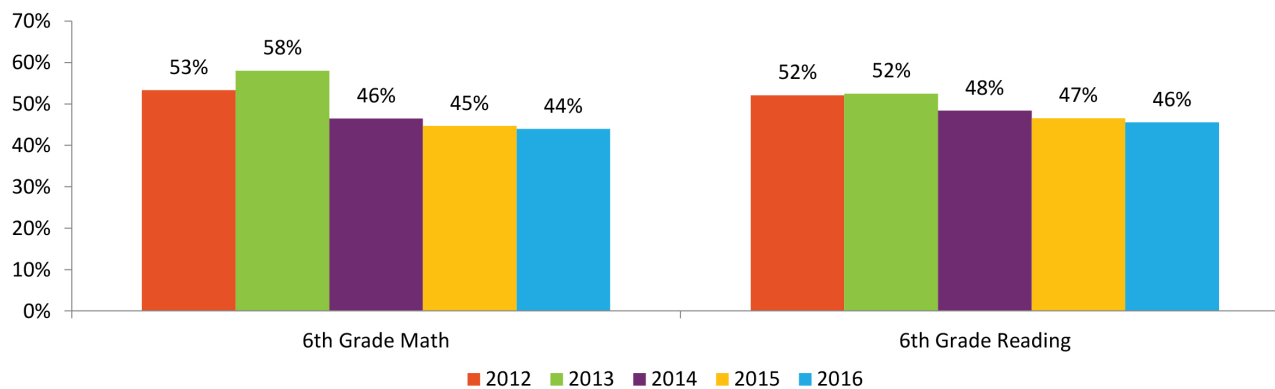
Percent of 4th Grade Students Scoring Satisfactory or Above on 2012-2016 OCCT Tests



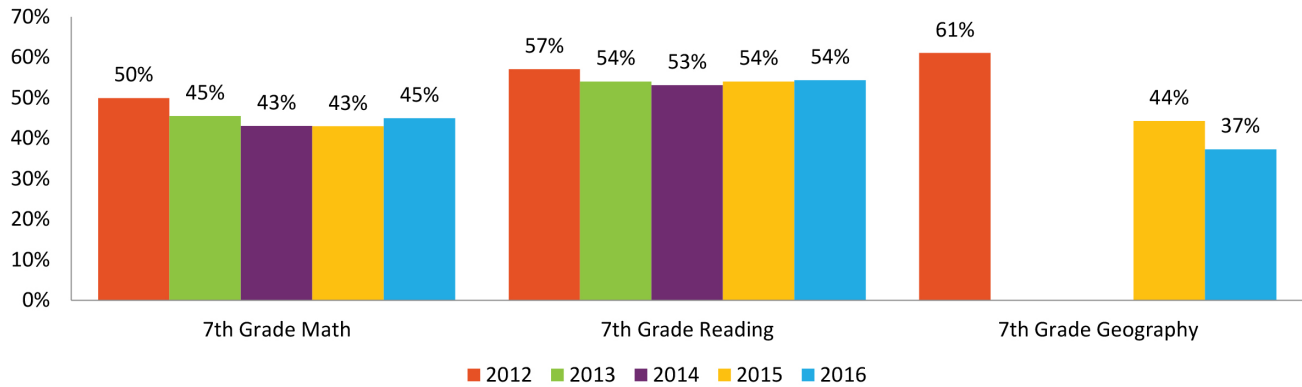
Percent of 5th Grade Students Scoring Satisfactory or Above on 2012-2016 OCCT Tests



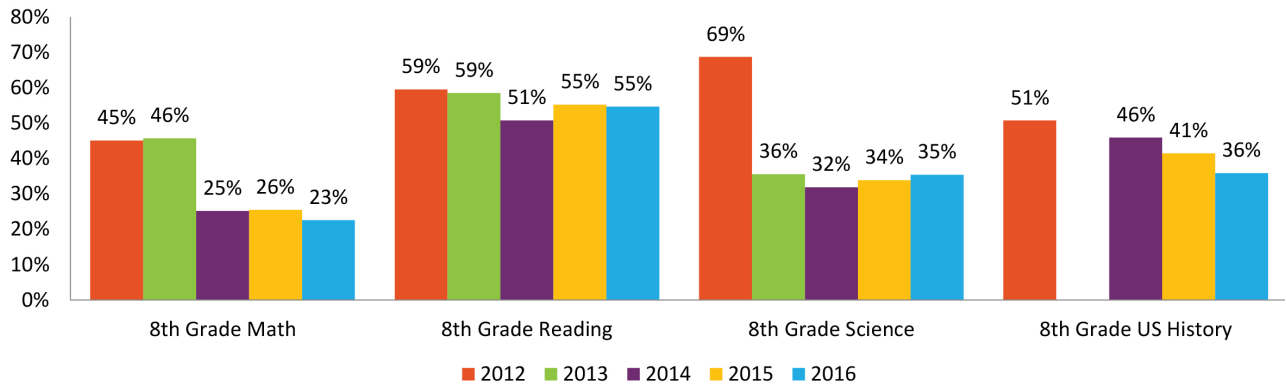
Percent of 6th Grade Students Scoring Satisfactory or Above on 2012-2016 OCCT Tests



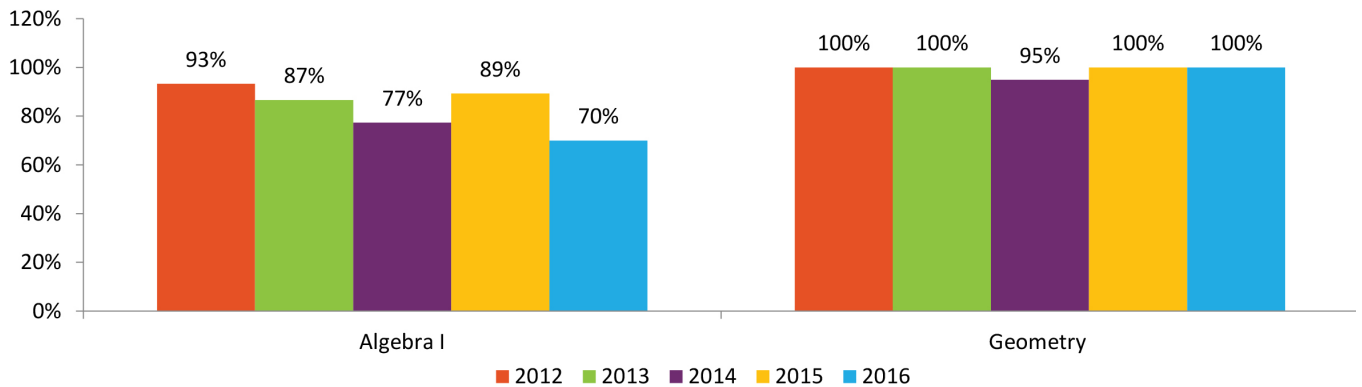
Percent of 7th Grade Students Scoring Satisfactory or Above on 2012-2016 OCCT Tests



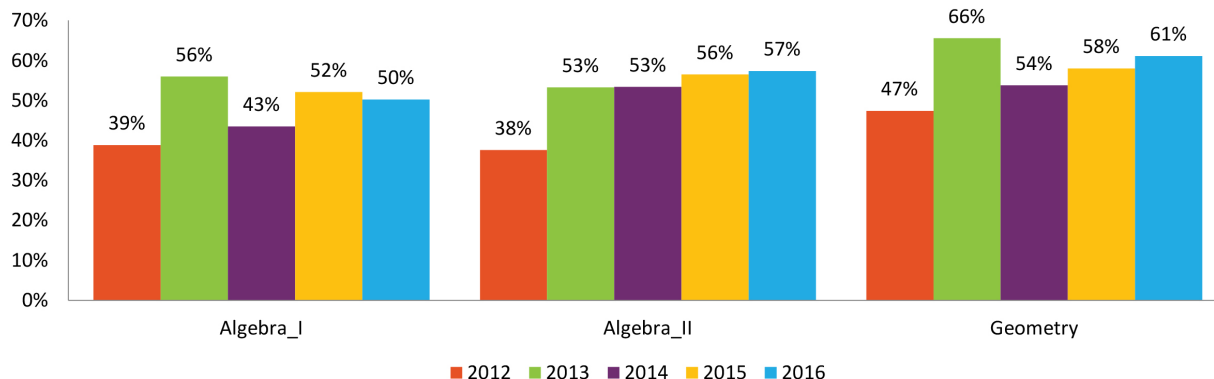
Percent of 8th Grade Students Scoring Satisfactory or Above on 2012-2016 OCCT Tests



Percent of Middle and Junior High Students Scoring Satisfactory or Above on 2012-2016 EOI Tests



Percent of High School Students Scoring Satisfactory or Above on 2012-2016 EOI Tests



Percent of High School Students Scoring Satisfactory or Above on 2012-2016 EOI Tests

